

WAPTM WCMP

WAP-202-WCMP

Approved version 19-Feb-2000

**Wireless Application Protocol
Wireless Control Message Protocol Specification**

Contents

1. SCOPE.....	3
2. DOCUMENT STATUS.....	4
2.1 COPYRIGHT NOTICE	4
2.2 ERRATA	4
2.3 COMMENTS	4
3. NORMATIVE REFERENCES.....	5
4. ABBREVIATIONS.....	6
5. TERMINOLOGY.....	7
6. WCMP ARCHITECTURAL OVERVIEW.....	8
7. WCMP PROTOCOL DESCRIPTION.....	9
7.1 GENERAL	9
7.2 STATIC WCMP CONFORMANCE CLAUSE	10
7.3 WCMP IN IP NETWORKS	10
7.4 WCMP IN NON-IP NETWORKS	11
7.4.1 WCMP in GSM SMS.....	11
7.4.2 WCMP in GSM USSD.....	11
7.4.3 WCMP in FLEX and ReFLEX.....	11
7.4.4 WCMP in CDMA SMS.....	13
7.4.5 WCMP in iDEN SMS.....	13
7.4.6 WCMP in TDMA R-data.....	13
7.4.6.1 WCMP in TDMA R-data using GHOST.....	13
7.4.6.2 WCMP in TDMA R-data using GUTS.....	13
7.4.7 WCMP in TETRA SDS.....	14
7.4.8 WCMP in Mobitex.....	14
7.4.8.1 Encapsulation of WCMP in Mobitex MPAKs.....	14
7.5 WCMP MESSAGES	15
7.5.1 General Message Structure.....	15
7.5.2 Address Information Formats.....	16
7.5.3 WCMP Messages.....	19
7.5.3.1 Destination Unreachable.....	19
7.5.3.2 Parameter Problem.....	20
7.5.3.3 Message Too Big.....	21
7.5.3.4 Reassembly Failure.....	22
7.5.3.5 WCMP Echo Request/Reply.....	23
APPENDIX A. WCMP IN DIFFERENT NETWORK TYPES SUPPORTED BY WAP:.....	24
APPENDIX B: STATIC CONFORMANCE REQUIREMENTS.....	25
B.1 SCOPE	25
B.2 GENERAL NOTES	25
B.2.1 BEARER TYPE CLASSIFICATION	25
B.2.2 NETWORK ELEMENT CLASSIFICATION	25
B.2.3 SPECIFICS.....	25
B.2.4 GENERAL FUNCTIONALITY	26
APPENDIX C. HISTORY AND CONTACT INFORMATION.....	27

1. Scope

The Transport layer protocol in the WAP architecture consists of the Wireless Transaction Protocol (WTP) and the Wireless Datagram Protocol (WDP). The WDP layer operates above the data capable bearer services supported by the various network types. As a general datagram service, WDP offers a consistent service to the upper layer protocols (Security, Transaction and Session) of WAP and communicates transparently over one of the available bearer services.

This document specifies the error reporting mechanism for WDP datagrams, the Wireless Control Message Protocol (WCMP). WCMP contains control messages that resemble the Internet Control Message Protocol (ICMP) [RFC 792] [RFC 1885] messages. WCMP can also be used for diagnostics and informational purposes.

2. Document Status

This document is available online in the following formats:

- PDF format at <http://www.wapforum.org/>.

2.1 Copyright Notice

© Wireless Application Protocol Forum Ltd. 1999. Terms and conditions of use are available from the Wireless Application Protocol Forum Ltd. Web site at <http://www.wapforum.org/docs/copyright.htm>.

2.2 Errata

Known problems associated with this document are published at <http://www.wapforum.org/>.

2.3 Comments

Comments regarding this document can be submitted to the WAP Forum in the manner published at <http://www.wapforum.org/>.

3. Normative References

- EIA/TIA/IS-95B Mobile Station – Base Station Compatibility Standard for Dual-Mode Spread Spectrum Systems
- [FLEX] FLEX Protocol Specification Document, Motorola.
- [FLEXsuite] FLEXsuite™ of Enabling Protocols, Motorola.
- [GSM0290] ETSI European Digital Cellular Telecommunication Systems (phase 2) : Unstructured Supplementary Service Data(USSD) - stage 1 (GSM 02.90)
- [GSM0390] ETSI European Digital Cellular Telecommunication Systems (phase 2) : Unstructured Supplementary Service Data(USSD) - stage 2 (GSM 03.90)
- [GSM0490] ETSI European Digital Cellular Telecommunication Systems (phase 2) : Unstructured Supplementary Service Data(USSD) - stage 3 (GSM 04.90)
- [GSM0340] ETSI European Digital Cellular Telecommunication Systems (phase 2+) : Technical realisation of the Short Message Service (SMS) Point-to-Point (P) (GSM 03.40 version 7.1.0 Release 1998) [GSM0260] ETSI European Digital Cellular Telecommunication Systems (phase 2+) : General Packet Radio Service (GPRS) - stage 1 (GSM 02.60)
- [GSM0360] ETSI European Digital Cellular Telecommunication Systems (phase 2+) : General Packet Radio Service (GPRS) - stage 2 (GSM 03.60)
- [GUTS] General UDP Transport Teleservice (GUTS) – Stage III, TR45.3.6/97.12.15
- [IS136] EIA/TIA IS-136
- [IS130] EIA/TIA IS-130
- [IS135] EIA/TIA IS-135
- [IS176] EIA/TIA IS-176 - CDPD 1.1 specifications
- [IS637A] TIA/EIA/IS-637A: Short Message Services for Spread Spectrum Systems
- [ISO7498] ISO 7498 OSI Reference Model
- [Mobitex] Mobitex Interface Specification (MIS), rev R4A, document number LZY 232 105, especially the Network Layer section. The MIS can be ordered at <http://www.ericsson.se/wireless/products/mobsys/mobitex/subpages/mdown/mdownmi.shtml>
- [ReFLEX] ReFLEX Protocol Specification Document, Motorola.
- [RFC768] J. Postel “User Datagram Protocol”, RFC768, August 1980
- [RFC791] J. Postel “IP: Internet Protocol”, RFC791
- [RFC792] J. Postel “Internet Control Message Protocol”, RFC792, September 1981
- [RFC793] J. Postel “Transmission Control Protocol”, RFC793, September 1981
- [RFC1885] A. Conta, S. Deering “Internet Control Message Protocol (ICMPv6) for the Internet Protocol Version 6”, RFC1885, December 1995
- [RFC2188] M. Banan (Neda), M. Taylor (AT&T), J. Cheng(AT&T) “Efficient Short Remote Operations Protocol Specification Version 1.2”, RFC2188, September 1997
- [TCP/Ipill3] W. Richard Stevens “TCP/IP Illustrated, Volume 3”, Addison-Wesley Publishing Company Inc., 1996, ISBN 0-201-63495-3
- [TET 392-1] ETSI Radio Equipment and System (RES); Terrestrial Trunked Radio (TETRA); Voice plus Data (V+D); Part 1: General Network Design (ETS 300 392-1)
- [TET 392-2] ETSI Radio Equipment and System (RES); Terrestrial Trunked Radio (TETRA); Voice plus Data (V+D); Part 2: Air Interface (AI) (ETS 300 392-2)
- [TET SDSTL] ETSI Radio Equipment and System (RES); Terrestrial Trunked Radio (TETRA); Voice plus Data (V+D); SDS Transport Layer
- [WAE] WAP Wireless Application Group, Wireless Application Environment Specification 30-April-1998
- [WAP] WAP Architecture Working Group “Wireless Application Protocol Architecture Specification”, version 1.0
- [WDP] WAP Wireless Transport Group, Wireless Datagram Protocol Specification 30-April-1998
- [WTP] WAP Wireless Transport Group, Wireless Transaction Protocol Specification 30-April-1998

4. Abbreviations

For the purposes of this specification the following abbreviations apply.

ETSI	European Telecommunication Standardisation Institute
IE	Information Element
IP	Internet Protocol
LSB	Least significant bits
MAN	Mobitex Subscription Number
MIS	Mobitex Interface Specification (See ref. [Mobitex])
MPAK	Mobitex Network Layer Packet
MSISDN	Mobile Subscriber ISDN (Telephone number or address of device)
MS	Mobile Station
MSB	Most significant bits
SDS	Short Data Service
SMSC	Short Message Service Centre
SMS	Short Message Service
TCP/IP	Transmission Control Protocol/Internet Protocol
TETRA	Terrestrial Trunked Radio
UAR	Uniform Addressing and Routing
UDH	User-Data Header (see GSM 03.40)
UDP	Unreliable Datagram Protocol
USSD	Unstructured Supplementary Service Data
USSDC	Unstructured Supplementary Service Data Centre
WAE	Wireless Application Environment
WAP	Wireless Application Protocol
WDP	Wireless Datagram Protocol
WSP	Wireless Session Protocol
WTP	Wireless Transaction Protocol

5. Terminology

This specification uses the following words for defining the significance of each particular requirement:

MUST

This word, or the terms "REQUIRED" or "SHALL", mean that the definition is an absolute requirement of the specification.

MUST NOT

This phrase, or the phrase "SHALL NOT", mean that the definition is an absolute prohibition of the specification.

SHOULD

This word, or the adjective "RECOMMENDED", mean that there may exist valid reasons in particular circumstances to ignore a particular item, but the full implications must be understood and carefully weighed before choosing a different course.

SHOULD NOT

This phrase, or the phrase "NOT RECOMMENDED" mean that there may exist valid reasons in particular circumstances when the particular behaviour is acceptable or even useful, but the full implications should be understood and the case carefully weighed before implementing any behaviour described with this label.

MAY

This word, or the adjective "OPTIONAL", mean that an item is truly optional. One vendor may choose to include the item because a particular marketplace requires it or because the vendor feels that it enhances the product while another vendor may omit the same item. An implementation which does not include a particular option MUST be prepared to interoperate with another implementation which does include the option, though perhaps with reduced functionality. In the same vein an implementation which does include a particular option MUST be prepared to interoperate with another implementation which does not include the option (except, of course, for the feature the option provides.)

6. WCMP Architectural Overview

Figure 6.1 shows a general model of the WAP protocol architecture and how WCMP fits into that architecture.

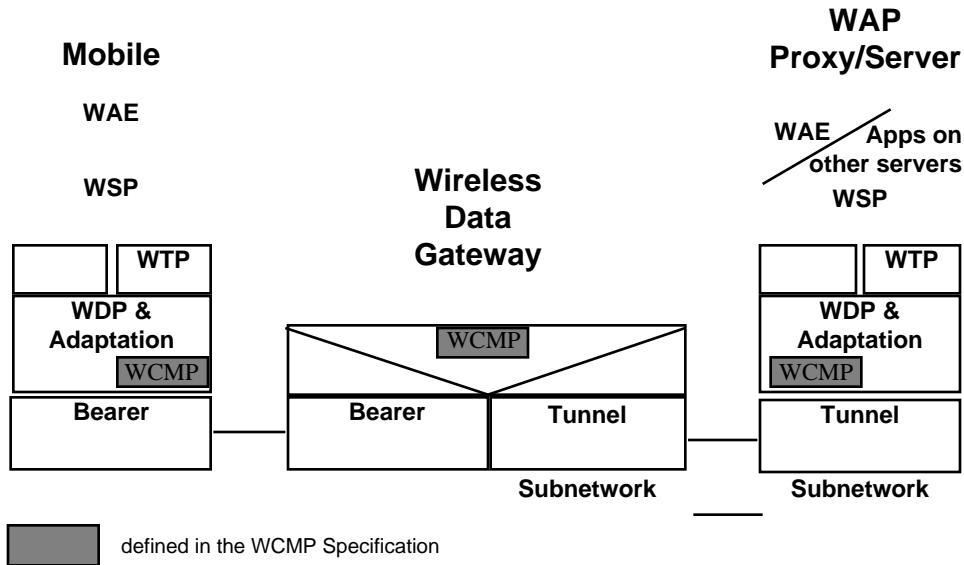


Figure 6.1 WCMP in the WAP Architecture

The Transport layer protocol in the WAP architecture is the Wireless Datagram Protocol (WDP). The WDP protocol operates above the data capable bearer services supported by multiple network types. WDP offers a consistent but unreliable service to the upper level protocols of WAP and communicates transparently over one of the available bearer services.

WCMP is used by WDP nodes and Wireless Data Gateways to report errors encountered in processing datagrams. WCMP can also be used for informational and diagnostic purposes.

MCours.com

7. WCMP Protocol Description

7.1 General

The Wireless Control Message Protocol (WCMP) is used in environments that do not provide an IP bearer. WCMP is used by WDP nodes and Wireless Data Gateways to report errors encountered in processing datagrams. WCMP messages are usually generated by the WDP layer, the management entity or a higher layer protocol. WCMP can also be used for informational and diagnostic purposes.

WCMP error message **MUST NOT** be generated in response to another WCMP error message. To report an error related to a fragmented datagram, more than one WCMP message **MUST NOT** be sent. Additionally, one WCMP message **MUST** fit into a single bearer level fragment.

The Wireless Control Message Protocol (WCMP) provides an efficient error handling mechanism for WDP, resulting in improved performance for WAP protocols and applications.

Please note that in case of certain bearers (eg GSM-SMS) it is very easy to forge and send WCMP messages with malicious intents. Although they are meant to improve performance in case of network errors, all implementation should be very careful in the actions taken when they receive a WCMP message. For example when receiving a Destination Unreachable message, it is not recommended to abort all outstanding transactions immediately to that destination, but wait all timers to expire and do the abort at that time.

7.2 Static WCMP Conformance Clause

This static conformance clause defines a minimum set of WCMP features that can be implemented to ensure that the implementation will be able to interoperate.

WCMP Message	WCMP Type	WCMP Code	Mandatory / Optional		Note
Destination Unreachable	51				
• No route to destination		0	WDP Node	N/A	
			Wireless Data Gw	O	
• Communication administratively prohibited		1	WDP Node	N/A	
			Wireless Data Gw	O	
• Address unreachable		3	WDP Node	N/A	
			Wireless Data Gw	O	
• Port unreachable		4	WDP Node	M	
			Wireless Data Gw	N/A	
Parameter Problem	54				
• Erroneous header field		0	WDP Node	O	
			Wireless Data Gw	O	
Message Too Big	60	0	WDP Node	M	
			Wireless Data Gw	N/A	
Reassembly Failure	61				
• Reassembly time exceeded		1	WDP Node	O	
			Wireless Data Gw	N/A	
• Buffer Overflow		2	WDP Node	O	
			Wireless Data Gw	N/A	
Echo Request	178	0	WDP Node	O	
			Wireless Data Gw	N/A	
Echo Reply	179	0	WDP Node	M	1)
			Wireless Data Gw	N/A	

Note 1) WCMP implementations MAY impose restrictions on the quantity of Echo Reply messages generated, to protect for example from network overload or denial of service attacks.

7.3 WCMP in IP networks

In IP based networks, the functionality of the WCMP is implemented by using the Internet Control Message Protocol (ICMP). ICMP is defined in [RFC 792] for IPv4 and [RFC 1885] for IPv6.

At the time of publication, the known IP-based bearer networks that will use ICMP are GSM CSD, GSM GPRS, TDMA CSD, CDPD, CDMA CSD, iDEN CSD, iDEN Packet Data, CDMA Packet Data and TETRA Packet Data.

7.4 WCMP in non-IP networks

7.4.1 WCMP in GSM SMS

For GSM SMS, the User Data Header (UDH) framework as defined in GSM 03.40 is used. The WCMP messages are carried in the UDH in an Information Element. The WCMP Information Element Identifier (IEI) is an octet with value 0x09. The WCMP Information Element data octets shall be coded as specified in section 7.5.

The WDP datagram protocol operates on top of the SMS Transfer Layer and has a need to report errors unique to the datagram layer, end to end. This is done by using WCMP. Error messages supported by WCMP deal e.g. with erroneous port numbers, failures when re-assemble a segmented message and parameter errors in the WDP header. These datagram related errors occur above the SMS transfer layer.

Failures to transfer or process a short message at the SMS transfer layer are reported using the SMS-SUBMIT-REPORT, SMS-DELIVER-REPORT, and SMS-STATUS-REPORT protocol data units. These messages may trigger the SMSC to generate WCMP messages if needed.

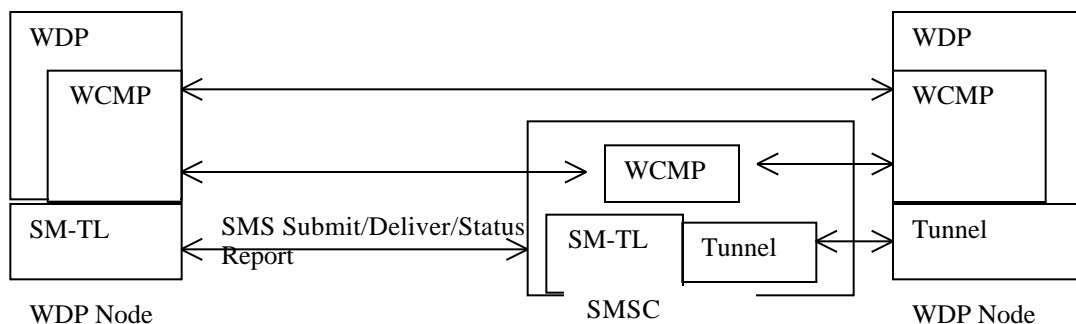


Figure 7.1 Error reporting protocols for WDP and the Short Message Transfer Layer.

The complete list of SMS transfer layer failure causes can be found in [GSM0340].

7.4.2 WCMP in GSM USSD

For GSM USSD, the User Data Header (UDH) framework as defined in GSM 03.40 is used. The WCMP messages are carried in the UDH in an Information Element. The WCMP Information Element Identifier (IEI) is an octet with value 0x09. The WCMP Information Element data octets shall be coded as specified in section 7.5.

7.4.3 WCMP in FLEX and ReFLEX

ReFLEX subscriber units that are operating in a two-way mode on a two-way paging network **MUST** comply with the WCMP description as given below. However, all FLEX devices and ReFLEX devices that operate a one-way channel will not be able to cooperate in a WCMP error message scheme.

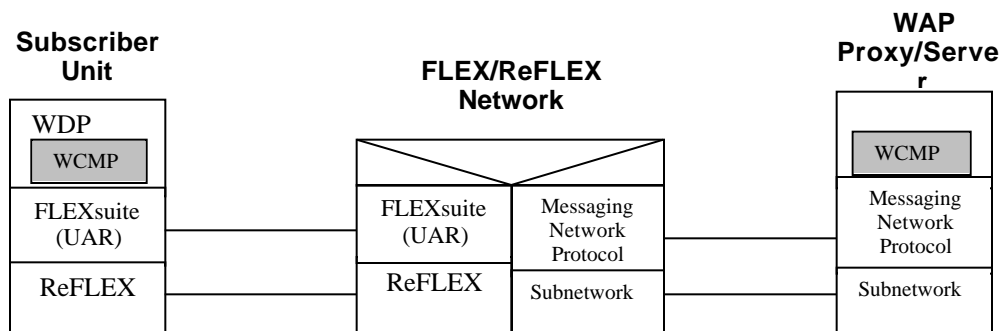


Figure 7.2: Error reporting protocols for WCMP over ReFLEX.

The WCMP message is carried in the FLEXsuite Uniform Addressing and Routing (UAR) protocol as specified [FLEXsuite]. The table below illustrates the structure of the UAR protocol.

Field	WDP Usage
UAR Header	M
TO Address	O
FROM Address	O
Content Type	[application/x-wap.wcmp]
Cyclic Redundancy Check	O
Data	WCMP message

Figure 7.3: Fields for FLEXsuite UAR protocol.

The length of the **UAR Header** is one byte. It is used to identify the FLEXsuite message as a UAR message.

The **TO Address** and **FROM Address** fields MAY be used in systems with more than one WAP Proxy/Server. The content of the TO and FROM address fields is specific to the network protocol used between the WAP Proxy/Server and the FLEX/ReFLEX network. In UAR protocol messages that are being sent from the wireless device, the **TO Address** field MAY be specified to allow for more than one WAP proxy/gateway to be unambiguously identified. Conversely, in UAR protocol messages that are being sent to a wireless device, the **FROM Address** field MAY be specified to allow for more than one WAP proxy/gateway to be unambiguously identified.

The **Content Type** field identifies that the UAR Data field contains a WCMP packet.

The **Cyclic Redundancy Check** is optional and helps to detect errors in the **UAR Header**, **TO Address**, **FROM Address**, and **Content Type** fields.

7.4.4 WCMP in CDMA SMS

WCMP messages are carried in the User Data subparameter of IS-637 SMS point-to-point messages. An *SMS Submit Message* MUST be used to send a WCMP message from a mobile station. An *SMS Deliver Message* MUST be used to deliver a WCMP message to a mobile station.

SMS messages containing WCMP messages use the WAP teleservice, which is defined [IS-637A].

If the WCMP message is being sent in response to the delivery of a WDP message or a WCMP Echo Request Message, the MESSAGE_ID field in the Message Identifier subparameter MUST be set equal to the MESSAGE_ID field in the received message.

If the WCMP message being sent is an Echo Request Message, the mobile station MUST set the MESSAGE_ID field as follows:

- If this is the first Echo Request Message sent after powering up, the mobile station MUST set MESSAGE_ID to a random value in the range 0 through 65535.
- Otherwise, the mobile station MUST increment, modulo 65536, the MESSAGE_ID from the SMS message containing the previous Echo Request Message and MUST use the result as the MESSAGE_ID field of the outgoing WCMP message.

The CHARi fields of the User Data subparameter in a WCMP SMS message contain the WCMP message. The structure of the CHARi fields is as follows:

Field	Length (bits)
MSG_TYPE	8
WCMP_MESSAGE	(NUM_FIELDS - 1) * 8

MSG_TYPE Message Type

This field MUST be set to '00000001', to indicate that this is a WCMP message. This field distinguishes WCMP messages from other WAP messages such as WDP messages.

WCMP_MESSAGE WCMP Message Bytes

The WCMP end point issuing this SMS message MUST fill this field with the WCMP message. The NUM_FIELDS field of the User Data subparameter MUST be set to the number of bytes in the message plus 1.

7.4.5 WCMP in iDEN SMS

To be defined later.

7.4.6 WCMP in TDMA R-data

7.4.6.1 WCMP in TDMA R-data using GHOST

See section 7.4.1

7.4.6.2 WCMP in TDMA R-data using GUTS

TBD

7.4.7 WCMP in TETRA SDS

The WCMP utilizes the SDS Transport Layer (SDS-TL) when sending control messages over the TETRA SDS bearer service. See [TET SDSTL] for more information on SDS-TL.

The SDS embeds the WCMP messages in the "User defined data-4" field. See [TET 392-2] for more information on the SDS message format. In the User defined data-4 field, the WCMP message is preceded by a Protocol Identifier, which is added by the SDS-TL. This element identifies the WCMP as a service user. A new WCMP Protocol Identifier must be reserved for this purpose from ETSI.

The SDS-TL does not use the standard header format for sending WAP messages. The protocol identifier is the only SDS-TL information element remaining in the User defined data-4 field.

7.4.8 WCMP in Mobitex

WCMP uses a Mobitex MPAK with a WCMP-specific protocol identifier to transfer control messages over the Mobitex bearer service.

The WCMP messages are embedded in an MPAK according to the following picture. The WCMP protocol is specified by using a WCMP-specific identifier in the MPAK protocol.

7.4.8.1 Encapsulation of WCMP in Mobitex MPAKs

When WCMP-messages are to be sent over a Mobitex bearer, they SHALL be put into Mobitex Packets (MPAKs). The MPAK SHALL be initialised as described below. For further information on the MPAK format, see the Mobitex Interface Specification. **Note!** Bit 0 is most significant bit and bit 7 least significant bit. This is different from the numbering in the MIS where the leftmost bit is numbered 7 and the rightmost 0. The leftmost bit is most significant in both specs however.

Bit/Octet	0	1	2	3	4	5	6	7
1	SENDER (Mobitex MAN)							
2								
3								
4								
5	ADDRESSEE(Mobitex MAN)							
6								
7	0	0	0	0	0	0	0	0
8	0	0	0	0	0	1	0	0
9	Mobitex Time (Not Used)							
10								
11								
12	WAP/WCMP-Specific Protocol Identification (0x0C)							
13	WCMP message.							

The **SENDER** field shall contain the Mobitex MAN of the sender.

The **ADDRESSEE** field shall contain the Mobitex MAN of the addressee.

Octets 7 and 8 shall be initialised as described in the table above. For a description over the different flag settings in the MPAK protocol, see the Mobitex Interface Specification.

The WCMP layer should ignore the **Mobitex Time** field.

The Protocol Identification field shall be set to the identification value defined for WAP/WCMP over Mobitex (0x0C), according to the Mobitex Interface Specification.

The WCMP message shall be put at the end of the MPAK. Maximum number of octets that can be transferred by the MPAK protocol is 512.

7.5 WCMP Messages

7.5.1 General Message Structure

Network bit order for bit fields is “big-endian”. In other words, the left-most bit in the bit field is the most significant bit of the octet and is transmitted first followed subsequently by less significant bits. In two-byte fields, the first byte is the high order byte.

Bit/Octet	0	1	2	3	4	5	6	7
1	Type of Control Message							
2	Code of Control Message							
3 - N	Data Fields for WCMP (0 .. N octets)							

Figure 7.4 General format of a WCMP message

Different WCMP messages are identified by the Type and Code fields. The Type field indicates the type of the message. Its value determines the format of the remaining data. The Code field depends on the message type and defines the format of the Data Fields.

WCMP messages are grouped into two classes, error messages and informational messages. Error messages have message types from 0 to 127, informational messages have message types from 128 to 191. Types 192 – 255 are reserved for future purposes.

WCMP Type values are different from ICMP Type values. WCMP Type values have been selected by adding 50 to the respective ICMP Type. WCMP Codes are the same than in ICMP.

<i>Message Description</i>	<i>WCMP MsgType</i>	<i>WCMP Code</i>
Destination Unreachable <ul style="list-style-type: none"> No route to destination Communication administratively prohibited Address unreachable Port unreachable 	51	0 1 3 4
Parameter Problem <ul style="list-style-type: none"> Erroneous header field 	54	0
Message Too Big	60	0
Reassembly Failure <ul style="list-style-type: none"> Reassembly time exceeded Buffer Overflow 	61	1 2
Echo Request	178	0
Echo Reply	179	0

Figure 7.5 Types and Codes for WCMP messages.

7.5.2 Address Information Formats

The following Address Information field format MUST be used in the WCMP messages:

Bit/Octet	0	1	2	3	4	5	6	7
1	Address Type = GSM							
2	Address Length							
3 – N	Address Data							

If the Address Type is GSM, the Address Data MUST be coded using the semi-octet representation defined in GSM 03.40.

Bit/Octet	0	1	2	3	4	5	6	7
1	Address Type = IPv4							
2	Address Length							
3	32 bit IP address							
4								
5								
6								

Bit/Octet	0	1	2	3	4	5	6	7
1	Address Type = IPv6							
2	Address Length							
3	1-32 bits of IP address							
4								
5								
6								
7	33-64 bits of IP address							
8								
9								
10								
11	65-96 bits of IP address							
12								
13								
14								
15	97-128 bits of IP address							
16								
17								
18								

If the Address Type is IPv4 or IPv6, the address MUST be coded with the most significant bit first.

Bit/Octet	0	1	2	3	4	5	6	7
1	Address Type = FLEX							
2	Address Length							
3 – N	Address Data							

Bit/Octet	0	1	2	3	4	5	6	7
1	Address Type = ReFLEX							

Bit/Octet	0	1	2	3	4	5	6	7
2	Address Length							
3	R	I	30 bit ReFLEX address					
4								
5								
6								

The following Address Information field format **MUST** be used for WCOMP messages over an IS-637 SMS bearer. The Address Data **MUST** include an Address Parameter, as defined in section 3.4.3.3 of [IS637]. The Address Data **MAY** also include a Subaddress Parameter, as defined in section 3.4.3.4 of [IS637]. If the Subaddress Parameter is included, the Address Data **MUST** consist of the Address Parameter octets followed by the Subaddress Parameter octets. [Note: Both parameters include a `PARAMETER_LENGTH` octet, which will allow the recipient of the WCOMP message to break the Address Data into the two parameters.]

Bit/Octet	0	1	2	3	4	5	6	7
1	Address Type = CDMA							
2	Address Length							
3 - N	Address Data							

If the Address Type is FLEX, the Address Data MUST be coded according to [FLEX], Section 6.12, FLEX Capcodes.

If the Address Type is ReFLEX, the Address Data MUST be coded according to [ReFLEX]. The I-bit identifies whether the address is a personal or information services address. The R-bit (reserved), should be set to 0.

Bit/Oct	0	1	2	3	4	5	6	7
1	Address Type = TETRA							
2	Address Length							
3 - N	Address Data							

If the Address Type is TETRA, the Address Data MUST be coded according to [TET 392-1], Section 7 Addressing and identities.

Bit/Octet	0	1	2	3	4	5	6	7
1	Address Type = Mobitex							
2	Address Length							
3 - N	Address Data							

If the Address Type is Mobitex, the Address Data MUST be coded according to [Mobitex], MIS.

The assigned Address Type values for different bearers are specified in [WDP].

7.5.3 WCMP Messages

7.5.3.1 Destination Unreachable

Bit/Octet	0	1	2	3	4	5	6	7
1	Type of Control Message							
2	Code of Control Message							
3	Destination port of original datagram							
4								
5	Originator port of original datagram							
6								
7 – N	Address Information							

Description

A Destination Unreachable message **SHOULD** be generated by the receiving WDP node in response to a packet that cannot be delivered to its destination for reasons other than congestion. When the reason is 'Port Unreachable', the WDP node **MUST** send a Destination Unreachable message.

A Destination Unreachable message **SHOULD** be generated by Wireless Data Gateways (e.g. SMSC, USSDC) when it cannot route the datagram to a WAP Gateway.

A WCMP message **MUST NOT** be generated if a packet is dropped due to congestion.

Type 51

Code

- 0 If the reason for the failure to deliver is lack of a matching entry in the forwarding node's routing table (e.g. in the SMSC or USSDC), the Code field is set to 0 (No Route To Destination).
- 1 If the reason for the failure to deliver is administrative prohibition, e.g., a node acts as a "firewall filter", the Code field is set to 1 (Communication Administratively Prohibited).
- 3 If there is another reason for the failure to deliver, e.g., inability to resolve the WDP destination address into a corresponding link or device address, or a link-specific problem of some sort, then the Code field is set to 3 (Address unreachable).
- 4 If the transport protocol (e.g. WDP) does not have a listener for a particular port, the destination node **MUST** send a Destination Unreachable message with Code 4 (Port Unreachable).

Address Information

The Address is the Destination Address of the original datagram.

7.5.3.2 Parameter Problem

Bit/Octet	0	1	2	3	4	5	6	7
1	Type of Control Message							
2	Code of Control Message							
3 – N	Address Information							
N + 1	Index (Value 0 – 64)							
N + 2 – N + 65	Data From The Original Datagram (64 octets)							

Description

If a WDP node processing a packet finds a problem with a field in the WDP header such that it cannot complete processing the packet, it **MUST** discard the packet and **SHOULD** send a WCMP Parameter Problem message to the packet's source.

Type 54

Code 0 - erroneous header field encountered

Address Information

The Address is the Destination Address of the original datagram.

Index

Index to point to the octet in the original datagram which caused the problem. When the index cannot point to that octet it **MUST** be set to zero.

Data From The Original Datagram

64 octets from the beginning of the original datagram.

7.5.3.3 Message Too Big

Bit/Octet	0	1	2	3	4	5	6	7
1	Type of Control Message							
2	Code of Control Message							
3	Destination port of original datagram							
4								
5	Originator port of original datagram							
6								
7 – N	Address information							
N + 1	Maximum message size in octets							
N + 2								

Description

The Message Too Big message MUST be used to inform the sending party about buffer size limitations of the receiver. It MUST be used when the first datagram of a segmented message is received and there is not enough buffer space for the whole message.

Type 60

Code 0

Address Information

The Address is the Destination Address of the original datagram.

7.5.3.4 Reassembly Failure

Bit/Octet	0	1	2	3	4	5	6	7
1	Type of Control Message							
2	Code of Control Message							
3	Destination port of original datagram							
4								
5	Originator port of original datagram							
6								
7 – N	Address Information							

Description

If a node reassembling a fragmented datagram cannot complete the reassembly it MAY send a Reassembly Failure message. The node SHOULD discard the datagram.

If the first fragment of a segmented message is not available, the Reassembly Failure message SHOULD NOT be sent however all fragments for the given message SHOULD be silently discarded.

Type 61

Code

- 1 Fragment reassembly time exceeded
- 2 Buffer overflow

Address Information

The Address is the Destination Address of the original datagram.

MCours.com

7.5.3.5 WCMP Echo Request/Reply

Bit/Octet	0	1	2	3	4	5	6	7
1	Type of Control Message							
2	Code of Control Message							
3	Identifier number							
4								
5	Sequence number							
6								
7 – N	Data							

Description

A WDP node **MUST** implement a WCMP Echo function that receives Echo Requests and sends corresponding Echo Replies. A node **SHOULD** also implement an application-layer interface for sending Echo Requests and receiving Echo Replies, for diagnostic purposes.

The data received in the WCMP Echo Request message **MUST** be returned entirely and unmodified in the WCMP Echo Reply message, unless the Echo Reply would exceed the MTU of the path back to the Echo requester, in which case the data is truncated to fit that path MTU.

Type 178 Echo Request
 179 Echo Reply

Code 0

Identifier Number

The Identifier Number is used as an aid to match Echo Replies to this Echo Request. May be zero.

Sequence Number

The Sequence Number is used as an aid to match Echo Replies to this Echo Request. May be zero.

Data

The Data can be zero or more octets of arbitrary data.

Appendix A. WCMP in Different Network Types Supported by WAP:

<i>Network</i>	<i>ICMP</i>	<i>WCMP</i>	<i>Description</i>
GSM SMS		*	WAP-specific
GSM USSD		*	WAP-specific
GSM CSD	*		Standard
GSM GPRS	*		Standard
FLEX		*	WAP-specific
ReFLEX		*	WAP-specific
TDMA R-data		*	WAP-specific
TDMA CSD	*		Standard
CDPD	*		Standard
CDMA CSD	*		Standard
CDMA SMS		*	WAP-specific
TETRA SDS		*	WAP-specific
TETRA PKT	*		Standard
Mobitex		*	WAP-specific

Appendix B: Static Conformance Requirements

B.1 Scope

This static conformance clause defines a minimum set of features that can be implemented to ensure that the implementation will be able to inter-operate. A feature can be optional or mandatory. This static conformance requirements defines a minimum set of WCMP features that can be implemented to ensure that the implementation will be able to interoperate. If a WCMP implementation does not support an optional feature, transmission should occur without error, but may not be optimal.

B.2 General Notes

References in square brackets , [] , are informative references. References with caption numbers, e.g. 1.1.1, are references to WCMP specification.

B.2.1 Bearer Type Classification

Item	Functionality	Reference	Mandatory / Optional
WCMP-BE-001	IP-bearer	[RFC791]	O
WCMP-BE-002	non-IP bearer	[WDP]	O

B.2.2 Network Element Classification

Item	Functionality	Reference	Mandatory / Optional
WCMP-NE-001	IP based intermediate node	[RFC791]	WCMP-BE-001:O
WCMP-NE-002	non-IP based intermediate node	[WDP]	WCMP-BE-002:O
WCMP-NE-003	protocol UDP endpoint	[RFC768]	WCMP-BE-001:O
WCMP-NE-004	protocol WDP endpoint	[WDP]	WCMP-BE-002:O

B.2.3 Specifics

Item	Functionality	Reference	Mandatory / Optional
WCMP-SP-001	Does the implementation conform to ICMP	[RFC792], [RFC1885]	WCMP-BE-001:M
WCMP-SP-002	Does the implementation conform to the general message structure of WCMP	[WCMP]	WCMP-BE-002:M

B.2.4 General Functionality

Item	Functionality	Reference	Mandatory / Optional
WCMP-GEN-001	WCMP message type Destination Unreachable		WCMP-SP-002:M
WCMP-GEN-002	WCMP message type Parameter Problem		WCMP-SP-002:O
WCMP-GEN-003	message type Message Too Big		WCMP-SP-002:M
WCMP-GEN-004	message type Reassembly Failure		WCMP-SP-002:O
WCMP-GEN-005	message type Echo Request		WCMP-SP-002:O
WCMP-GEN-006	message type Echo Reply		WCMP-SP-002:M
WCMP-GEN-007	able to generate Destination Unreachable: No Route To Destination		WCMP-NE-002:O
WCMP-GEN-008	able to generate Destination Unreachable: Communication Administratively Prohibited		WCMP-NE-002:O
WCMP-GEN-009	able to generate Destination Unreachable: Address Unreachable		WCMP-NE-002:O
WCMP-GEN-010	able to generate Destination Unreachable: Port Unreachable		WCMP-NE-004:M
WCMP-GEN-011	to generate Reassembly Failure: Reassembly time Exceeded		WCMP-NE-004:O
WCMP-GEN-012	able to generate Reassembly Failure: Buffer Overflow		WCMP-NE-004:O
WCMP-GEN-013	able to generate Parameter Problem: Erroneous header field		WCMP-NE-004:O
WCMP-GEN-014	able to generate Message Too Big		WCMP-NE-004:M
WCMP-GEN-015	able to generate Echo Request		WCMP-NE-004:O
WCMP-GEN-016	able to generate Echo Reply		WCMP-NE-004:M
WCMP-GEN-017	able to process incoming Destination Unreachable: No Route To Destination		WCMP-NE-004:O
WCMP-GEN-018	able to process incoming Destination Unreachable: Communication Administratively Prohibited		WCMP-NE-004:O
WCMP-GEN-019	able to process incoming Destination Unreachable: Address Unreachable		WCMP-NE-004:O
WCMP-GEN-020	able to process incoming Destination Unreachable: Port Unreachable		WCMP-NE-004:M
WCMP-GEN-021	able to process incoming Reassembly Failure: Reassembly time Exceeded		WCMP-NE-004:O
WCMP-GEN-022	able to process incoming Reassembly Failure: Buffer Overflow		WCMP-NE-004:O
WCMP-GEN-023	able to process incoming Parameter Problem: Erroneous header field		WCMP-NE-004:O
WCMP-GEN-024	able to process incoming Message Too Big		WCMP-NE-004:M
WCMP-GEN-025	able to process incoming Echo Request		WCMP-NE-004:M
WCMP-GEN-026	able to process incoming Echo Reply		WCMP-NE-004:O

Appendix C. History and Contact Information

Document history		
Date	Status	Comment
30-Apr-1998	Draft Specification	First version.
12-June-1998	Specification	First version.
07-May-1999	Specification	Copyright updated.
14-May-1999	Specification	Added <ol style="list-style-type: none"> WCMP Specification Changes to support CDMA SMS Networks (<i>Nokia/2-Dec-98/SD-2</i>, Nokia) WCMP Addresses for CDMA (<i>Nokia/2-Dec-98/SD-1</i>, Nokia) WCMP Proposed Amendment - WAP over CDMA SMS (24-Sep-98, Nokia), identical information with WCMP Specification Changes to support CDMA SMS Networks (<i>WPG-WCMP-001</i>, Nokia)
04-Aug-1999	Proposal	Added change Requests: <ol style="list-style-type: none"> Bitorder inconsistency between specifications (<i>WCMP-UP-26-Jan-1999/1</i>, UP) WCMP over TETRA SDS(<i>Nokia-14-April-1999-1</i>, Nokia) SCR added (appendix B)
19-Feb-2000	Approved	Add change requests: <ol style="list-style-type: none"> (<i>WCMP-GHOST-7-Nov-1999</i>, SBC TRI) Clarification on The Action To Be Taken When...(<i>CR-NOKIA-WCMP-28-JAN-2000/1</i>) Updates to latest GSM 03.40 specification (<i>WPG-WCMP-0</i>, CMG) WCMP over Mobitex (<i>Ericsson-2-Nov-1999-1</i>, Ericsson) WCMP OVER FLEXTM /REFLEXTM (<i>WPG-WCMP-1</i>, Motorola)
Contact Information http://www.wapforum.org . technical.comments@wapforum.org		