



C/SIB | | (47) | Ng2 | |
September 2011



Modula

Clay Double Roman Tile

Modula

Double Roman

Originating from local clay manufacturers in the South West of England, the clay double roman tile has been adorning the roofs of the West Country for more than a century.


With its large format roman profile and rich, permanent natural colour it is hardly surprising the use of the clay double roman tile began to spread across the UK. The 1960s saw the decline of this product as manufacturing ceased across the South West.

Now the clay double roman is back. Modula has been designed as a new generation clay tile that brings the ease and speed of installation of a concrete tile while offering the aesthetics that only natural clay can bring.



Modula

The Art of Clay



Undisputed Natural Beauty

The beauty of natural clay is undisputed. Clay is highly durable and colour permanent ensuring that the distinctive colour of Modula will never fade and instead will slowly mature over many years ensuring the roof will look as good, if not better in half a century's time as it does on the day it is installed.

Clay tiles are pressed during the manufacturing process and consequently their profile may be as sophisticated or as simple as required.

Modula capitalises upon this and like our other New Generation clay tiles, has its design philosophy built upon the desire to combine high performance with ease and speed of laying for the contractor.

Because it is inherently strong for its weight and much lighter than concrete, clay can be used on re-roofing projects without the need for additional roof structure reinforcement. It is also easy to cut and work with on-site.

Innovative Design



Modula - Chilton Red



Modula - Natural Red

Bringing down the cost of Clay

Natural materials are eminently desirable and the material of choice for planners, designers, homeowners and tenants. However, there is no longer any need to pay such a premium for them, or seek reclaimed tiles which carry no guarantee of durability.

Modula a New Generation clay tile, provides all the benefits of a natural clay roof at an affordable price thanks to the latest ceramic technology and innovative design.

At just 9.7 tiles per square metre and a minimum pitch of 17.5° this is one of the most cost effective and flexible clay tiles available in the UK.

The tile's large format gives a covering capacity that matches the largest concrete tiles and its open gauge design ensures that Modula is as fast and efficient to install as its concrete equivalent.

Modula


Technical Data



Modula

Technical Data	
Minimum roof pitch	
	17.5° @ 100 mm headlap 22.5° @ 75 mm headlap
Headlap (minimum)	75 mm
Headlap (maximum)	120 mm
Batten spacing at max. gauge	370 mm
Batten spacing at min. gauge	325 mm
Size of tile	445 x 330 mm
Covering capacity at max gauge	9.7 tiles per m² (at 100 mm headlap) 9.0 tiles per m² (at 75 mm headlap)
Cover width	300 mm
Profile depth	54 mm
Hanging length	416 mm
Weight as laid	40.7 kg per m² (at 100 mm headlap) 37.8 kg per m² (at 75 mm headlap)
Weight per 1,000	4.2 tonnes
Weight per tile	4.2 kg
Weight per pallet	1.0 tonnes
(including pallet and packaging)	
Quantity per pallet	240
Battens per m²	2.9 m (at 100 mm headlap) 2.7 m (at 75 mm headlap)
Batten size -	
Up to 450 mm rafter centres	38 x 25 mm
Up to 600 mm rafter centres	50 x 25 mm
Nail size/type for tiles	45 x 3.35 mm aluminium ring shank clout head
BRE Green Guide rating	A+

Note: Unless otherwise stated, data is based on tiles laid at minimum headlap.
Concealed tile vents must not be used on roof pitches below 22.5°. Please contact Technical Services for further information.



Modula - Chilton Red

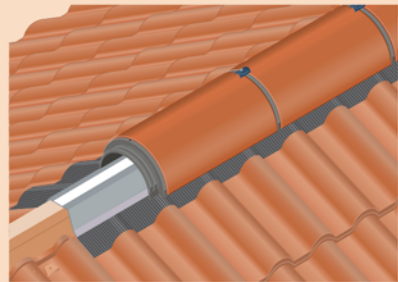
Modula - Natural Red

Classification	
Type	large format double roman
Material	natural clay
Fixing	single lap, straight bond
Guarantee	
Roof SPEC guarantee	15 years (See P10)
Standards	
Quality	
BS EN ISO 9001: Quality management systems	
Manufacturing	
BS EN 1304: Clay roofing tiles BS EN 1024: Geometric characteristics BS EN 538: Flexural Strength BS EN 539-1: Impermeability BS EN 539-2: Frost resistance	
Manufactured in Holland by Wienerberger under the Koramic brand	
Design & fixing	
BS 5534: Code of practice for slating and tiling BS 8000-6: Workmanship on building sites BS 5250: Control of condensation	
Fire resistance	
BS EN 1304: Deemed to satisfy BS 476-3: SAA rated	
In use	
The contractor must work in accordance with BS 8000-6 and fix tiles in accordance with BS 5534. Our Fixing SPEC service, together with installation guides for tiles and systems, are available for download from our website www.sandtoft.com or contact Technical Services for assistance on 0844 9395 999.	
Maintenance	
Extremely low maintenance. Only periodic removal of debris or growth required if in high risk areas.	
Packaging and storage	
Supplied shrink wrapped on pallets. Download Safe Stacking recommendations from our website www.sandtoft.com or contact Customer Support for assistance on 0844 9395 900.	
Health & safety	
Adhere to current health and safety rules at all times. Download COSHH sheets from our website www.sandtoft.com or contact Customer Support for assistance on 0844 9395 900.	

Modula

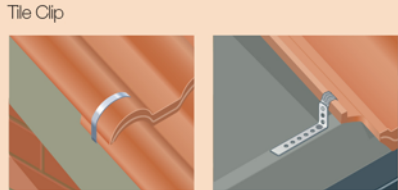
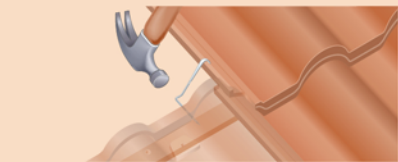
Technical Data

RollRidge system




Components
Each pack has sufficient components (excluding ridges) for 5.0 metres of ridge. For use with 305 mm clay half round ridges.

Clip system




Verge clip Eaves clip

Eaves ventilation system



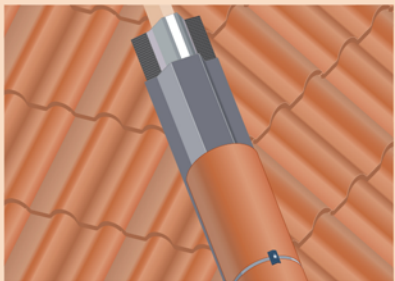
Components
The Sandtoft eaves ventilation system is available in 6 metre packs. The birdcomb filler is available separately to suit the Romulus profile. Systems are available in 10mm and 25mm.

Cloaked verge system




Components
Clay left and right hand cloaked verges are available. Half tiles are also available to aid setting out.

Roll Hip system



Components
Each pack has sufficient components (excluding hip ridges) for 5.0 metres of hip. For use with 305 mm clay third round hip ridges.

Abutment ventilation system



Components
The Sandtoft Rollvent top abutment ventilation system comes in 3 metre rolls. Copper fixing clips are included to secure the Rollvent and lead flashing.

*For illustration purposes Romulus has been shown in Natural Red colour with half round ridges in clay.

Half round ridges in Duracoat are also available.

For roof ventilation principles see Sandtoft Dry Roofing and Ventilation brochure or visit www.sandtoft.com

Modula

Support



Quality products with complete support

To ensure total peace of mind, Sandtoft offers a range of support and guarantee packages that encompass design, specification and installation.

Customer Support

Pricing, orders and general enquiries

Tel 0844 9395 900

Fax 0844 9395 950
info@sandtoft.co.uk
orders@sandtoft.co.uk
www.sandtoft.com

Technical Services

Full range of technical services
Tel 0844 9395 999
Fax 0844 9395 950
technical@sandtoft.co.uk

Despatch Team

Delivery and vehicle information
Tel 0844 9395 955
Fax 0844 9395 950
despatch@sandtoft.co.uk

Sandtoft Training and Assessment Centre (STAC)

Tel 0844 9395 900

Roof SPEC Guarantee

Sandtoft can also provide a comprehensive design specification for your roof; a design specification that we will guarantee for 15 years under our Roof SPEC guarantee system. With Roof SPEC you can be assured that your roof is designed to comply with all of the relevant building standards and best practices, and is guaranteed to remain weathertight for 15 years.

Installation

For detailed guidance on how to install Modula please download an Installation Guide from our website or contact Customer Support on 0844 9395 900.

Fixing Specifications

Sandtoft also offers the Fixing SPEC comprehensive fixing specification service – designed to ensure your roof is fixed correctly and securely in accordance with the relevant British Standards. Using BRE BREV data, our postcode-based system provides quick and accurate fixing recommendations to suit your project's geographical position and design specifics. Fixing SPEC is available through our website at www.sandtoft.com – simply fill in your project details and we'll do the rest.

CAD Library

To help save you time, we also offer a vast online library of CAD details through our website, in DWG, DXF and JPEG formats.



Modula - Natural Red



Sandtoft Roof Tiles Ltd

Belton Road
Sandtoft
Doncaster
DN8 5SY

T 0844 9395 900
F 0844 9395 950

info@sandtoft.co.uk
www.sandtoft.com

Tile colours shown in this brochure are as accurate as the printing process will allow.
Product samples are available upon request.
At Sandtoft we are continually innovating and improving our product range.
We reserve the right to change product specifications without notice.

This brochure is printed on FSC certified paper manufactured with an 100% recycled fibre content.


Wienerberger
A Wienerberger Company